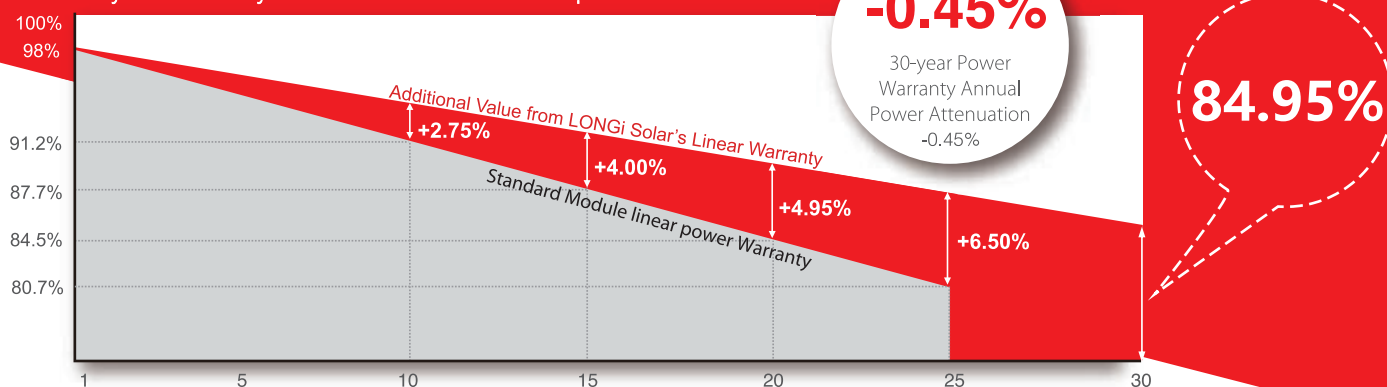


LR4-72HBD 415~435M

Hi-M04

**High Efficiency
Low LID Bifacial PERC with
Half-cut Technology**

10-year Warranty for Materials and Processing;
30-year Warranty for Extra Linear Power Output



Complete System and Product Certifications

IEC 61215, IEC61730, UL1703
ISO 9001:2008: ISO Quality Management System
ISO 14001: 2004: ISO Environment Management System
TS62941: Guideline for module design qualification and type approval
OHSAS 18001: 2007 Occupational Health and Safety



* Specifications subject to technical changes and tests. LONGi Solar reserves the right of interpretation.

Front side performance equivalent to conventional low LID mono PERC:

- High module conversion efficiency (up to 19.4%)
- Better energy yield with excellent low irradiance performance and temperature coefficient
- First year power degradation <2%

Bifacial technology enables additional energy harvesting from rear side (up to 25%)

Glass/glass lamination ensures 30 year product lifetime, with annual power degradation < 0.45%, 1500V compatible to reduce BOS cost

Solid PID resistance ensured by solar cell process optimization and careful module BOM selection

Reduced resistive loss with lower operating current

Higher energy yield with lower operating temperature

Reduced hot spot risk with optimized electrical design and lower operating current

LONGi

Room 801, Tower 3, Lujiazui Financial Plaza, No.826 Century Avenue, Pudong Shanghai, 200120, China
Tel: +86-21-80162606 E-mail: module@longi-silicon.com Facebook: www.facebook.com/LONGi Solar

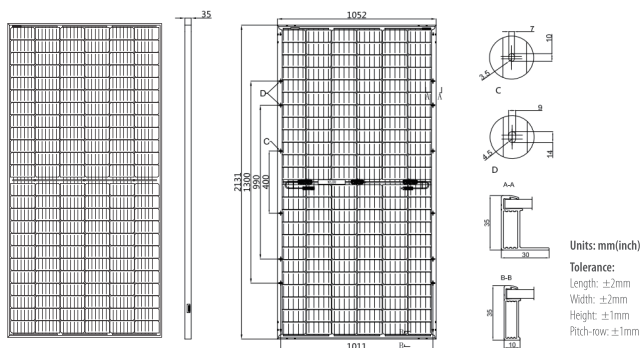
Note: Due to continuous technical innovation, R&D and improvement, technical data above mentioned may be of modification accordingly. LONGi Solar have the sole right to make such modification at anytime without further notice; Demanding party shall request for the latest datasheet for such as contract need, and make it a consisting and binding part of lawful documentation duly signed by both parties.

LR4-72HBD 415~435M

Design (mm)

Mechanical Parameters

Operating Parameters



Cell Orientation: 144 (6×24)
Junction Box: IP68, three diodes
Output Cable: 4mm², 300mm in length,
length can be customized
Glass: Dual glass
2.0mm tempered glass
Frame: Anodized aluminum alloy frame
Weight: 29.5kg
Dimension: 2131×1052×35mm
Packaging: 30pcs per pallet
150pcs per 20'GP
600pcs per 40'HC

Operational Temperature: -40°C ~ +85°C
Power Output Tolerance: 0 ~ +5 W
Voc and Isc Tolerance: ±3%
Maximum System Voltage: DC1500V (IEC / UL)
Maximum Series Fuse Rating: 20A
Nominal Operating Cell Temperature: 45±2°C
Safety Class: Class II
Fire Rating: UL type 3
Bifaciality: Glazine≥70%

Electrical Characteristics

Test uncertainty for Pmax: $\pm 3\%$

Model Number	LR4-72HBD-415M		LR4-72HBD-420M		LR4-72HBD-425M		LR4-72HBD-430M		LR4-72HBD-435M	
Testing Condition	STC	NOCT	STC	NOCT	STC	NOCT	STC	NOCT	STC	NOCT
Maximum Power (Pmax/W)	415	308.6	420	312.3	425	316.0	430	319.7	435	323.5
Open Circuit Voltage (Voc/V)	49.0	45.6	49.2	45.8	49.4	46.0	49.6	46.2	49.8	46.4
Short Circuit Current (Isc/A)	10.89	8.82	10.96	8.87	11.02	8.93	11.09	8.98	11.16	9.04
Voltage at Maximum Power (Vmp/V)	40.6	37.7	40.8	37.9	41.0	38.1	41.2	38.2	41.4	38.4
Current at Maximum Power (Imp/A)	10.23	8.19	10.30	8.25	10.37	8.30	10.44	8.36	10.51	8.42
Module Efficiency(%)	18.5		18.7		19.0		19.2		19.4	

STC (Standard Testing Conditions): Irradiance 1000W/m², Cell Temperature 25 °C, Spectra at AM1.5

NOCT (Nominal Operating Cell Temperature): Irradiance 800W/m², Ambient Temperature 20 °C, Spectra at AM1.5, Wind at 1m/S

Electrical characteristics with different rear side power gain (reference to 425W front)

Pmax /W	Voc/V	Isc /A	Vmp/V	Imp /A	Pmax gain
446	49.4	11.58	41.0	10.88	5%
468	49.4	12.13	41.0	11.40	10%
489	49.5	12.68	41.1	11.92	15%
510	49.5	13.23	41.1	12.44	20%
531	49.5	13.78	41.1	12.96	25%

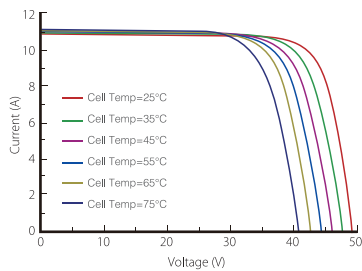
Temperature Ratings (STC)

Mechanical Loading

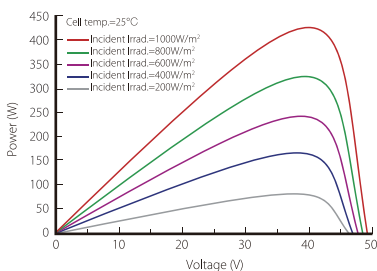
Temperature Coefficient of Isc	+0.060%/°C	Front Side Maximum Static Loading	5400Pa
Temperature Coefficient of Voc	-0.300%/°C	Rear Side Maximum Static Loading	2400Pa
Temperature Coefficient of Pmax	-0.370%/°C	Hailstone Test	25mm Hailstone at the speed of 23m/s

I-V Curve

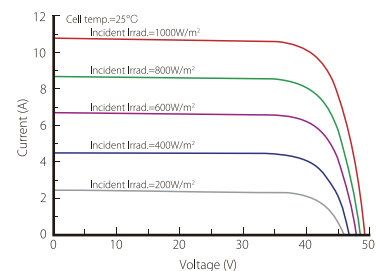
Current-Voltage Curve (LR4-72HBD-425M)



Power-Voltage Curve (LR4-72HBD-425M)



Current-Voltage Curve (LR4-72HBD-425M)



LONGi

Room 801, Tower 3, Lujiazui Financial Plaza, No.826 Century Avenue, Pudong Shanghai, 200120, China
Tel: +86-21-80162606 E-mail: module@longi-silicon.com Facebook: www.facebook.com/LONGiSolar

Note: Due to continuous technical innovation, R&D and improvement, technical data above mentioned may be of modification accordingly. LONGi Solar have the sole right to make such modification at anytime without further notice; Demanding party shall request for the latest datasheet for such as contract need, and make it a consisting and binding part of lawful documentation duly signed by both parties.